

Scaled data based on original data using  
LM-79-08 Approved Method: Electrical and Photometric Measurements of Solid-  
State Lighting Products

Test Report Prepared for  
Cooper Lighting Solutions  
(formerly Eaton)

Brand: INVUE

Report Number: P140936

Luminaire Tested: **ECM-F04-LED-E1-SL2-7050**

Issue Date: 03/03/2020

**Test Information**

Test Method: LM-79-08  
Report Number: P140936  
REPORT IS SCALED FROM IESNA LM-79-08 TEST DATA (P33690)  
Test Lab: INNOVATION CENTER-P3  
Issue Date: 03/03/2020  
Manufacturer: COOPER LIGHTING SOLUTIONS (FORMERLY EATON)  
Product Line: INVUE  
Catalog Number: ECM-F04-LED-E1-SL2-7050  
Description: EPIC CLASSICAL MEDIUM DECORATIVE LED LUMINAIRE  
(4) LIGHTBARS WITH AccuLED OPTICS - TYPE 2 W/ SPILL LIGHT CONTROL  
Light Source: (28) 5000K CCT, 70 CRI LEDs  
Ballast/Driver: -

**Summary**

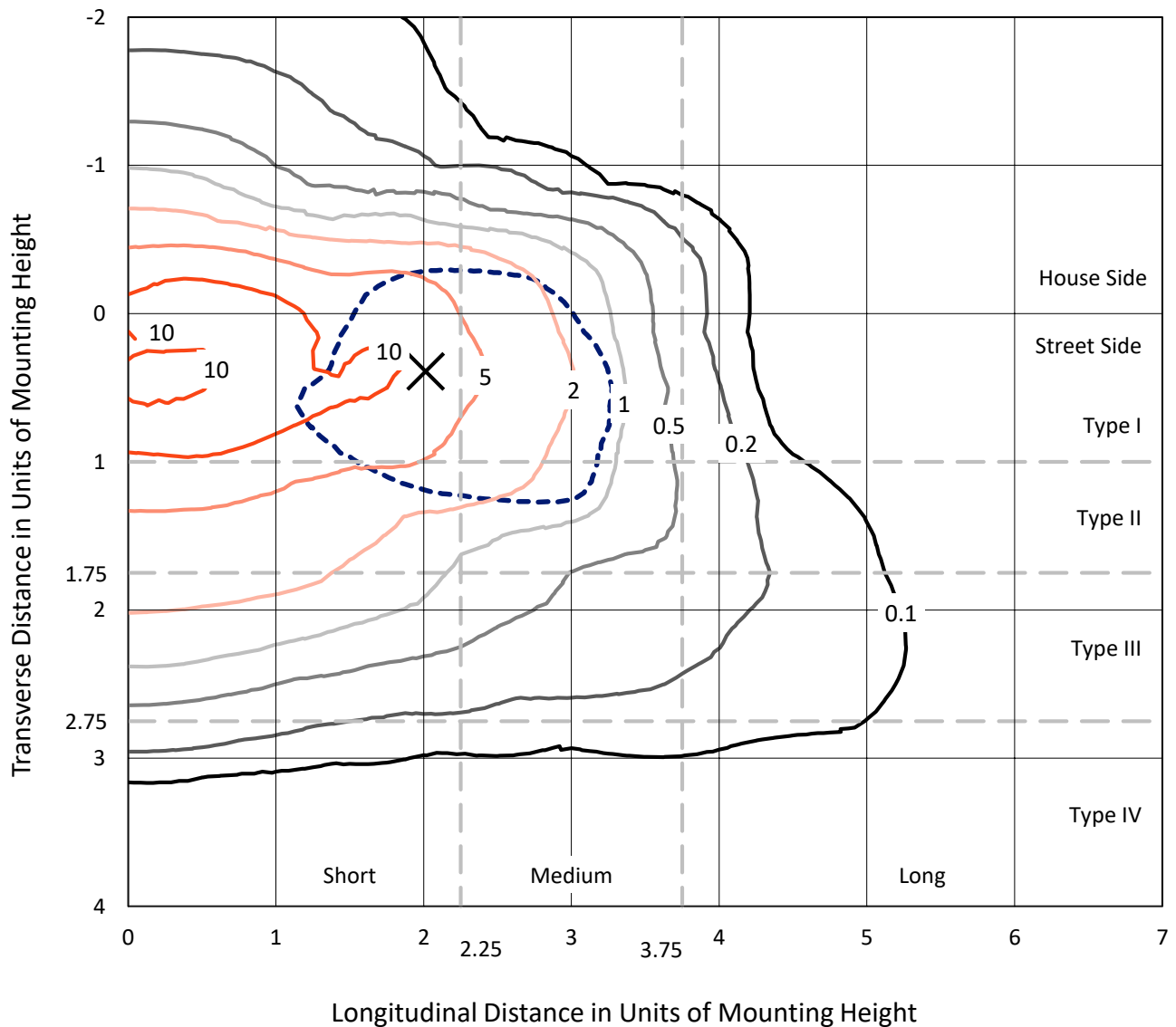
Lumens per Lamp: N/A  
Luminaire Lumens: 9751.2 lumens  
Efficiency: N/A  
Efficacy: 95.4 lumens/watt  
Luminous Opening: Rectangular (W 0.67' x L: 1' x H: 0')  
IES Classification: Type II - Short - Non-Cutoff  
BUG Rating: B2 - U0 - G2  
  
Input Watts (W): 102.2  
Input Voltage (V): NR  
Input Current (Ain): NR  
Voltage Rise (V): NR  
Power Factor: NR  
Total Harmonic Distortion (THDi): NR  
Frequency (hertz): 60  
Stabilization Time: NR  
Operation Time: NR  
Ambient Temperature (°C): NR  
Test Distance: 25 FT



REPORT NUMBER: P140936  
 CATALOG NUMBER: ECM-F04-LED-E1-SL2-7050

### Iso-Footcandle Lines of Horizontal Illumination

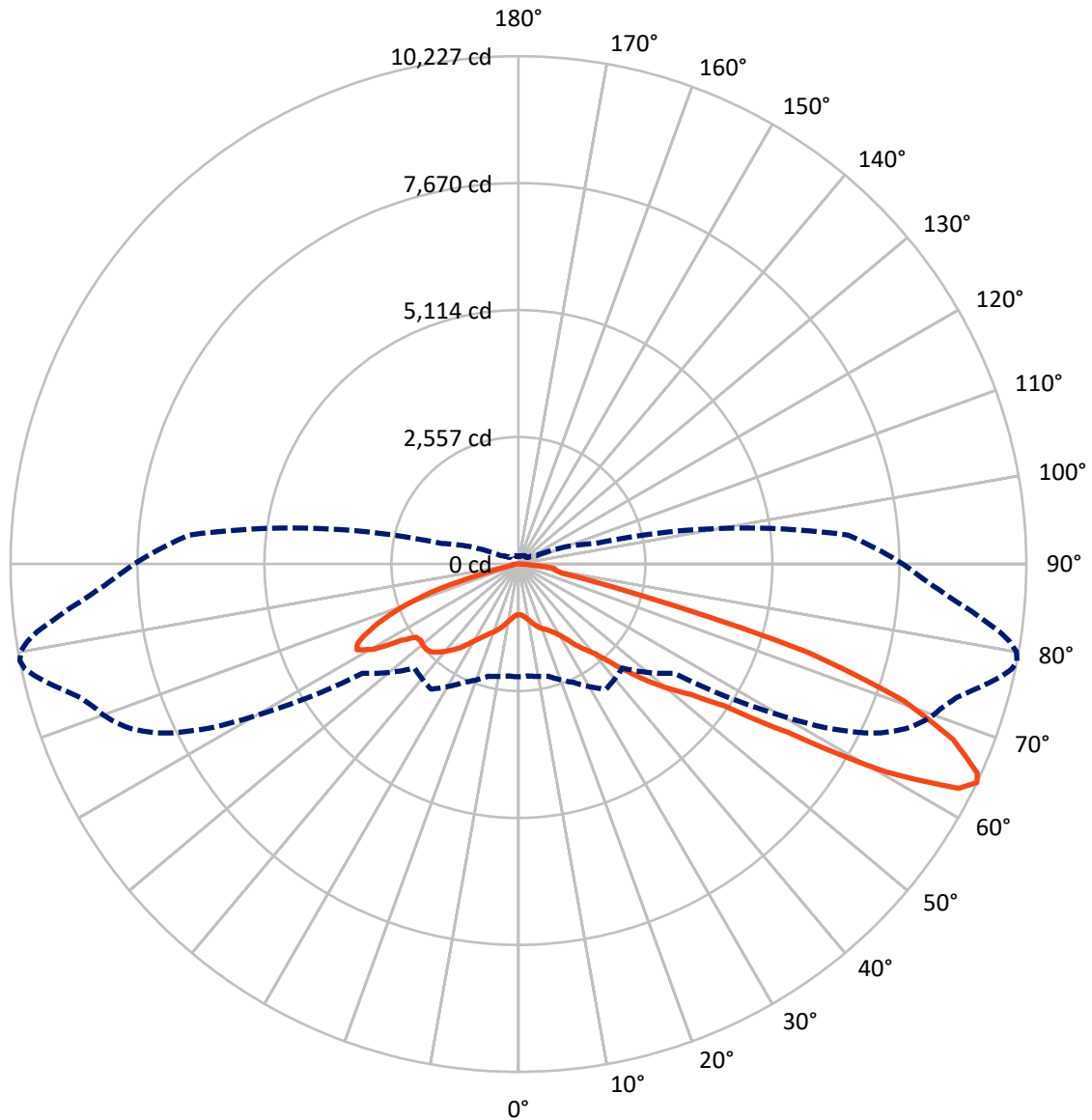
× Max cd  
 - - - 1/2 Max cd



Based on 10 foot mounting height. Maximum calculated value = 13.6 fc  
 Type II - Short - Non-Cutoff

REPORT NUMBER: P140936  
CATALOG NUMBER: ECM-F04-LED-E1-SL2-7050

### Luminous Intensity Polar Plot



— Vertical Plane Through 79-Deg Lateral    - - - Horizontal Cone Through 64-Deg Vertical

REPORT NUMBER: P140936

CATALOG NUMBER: ECM-F04-LED-E1-SL2-7050

**FLUX DISTRIBUTION:**

		Downward	Upward	Total
<b>House Side</b>	Lumens	2324.3	0.0	2324.3
	% Fixture	23.8	0.0	23.8
<b>Street Side</b>	Lumens	7426.8	0.0	7426.8
	% Fixture	76.2	0.0	76.2
<b>Total</b>	Lumens	9751.2	0.0	9751.2
	% Fixture	100.0	0.0	100.0

**Coefficient of Utilization**

**ZONAL LUMENS:**

Zone	Lumens	% Fixture
0°-10°	101.1	1.0
10°-20°	327.6	3.4
20°-30°	562.3	5.8
30°-40°	939.9	9.6
40°-50°	1610.1	16.5
50°-60°	2172.0	22.3
60°-70°	2747.5	28.2
70°-80°	1096.3	11.2
80°-90°	194.5	2.0
90°-100°	0.0	0.0
100°-110°	0.0	0.0
110°-120°	0.0	0.0
120°-130°	0.0	0.0
130°-140°	0.0	0.0
140°-150°	0.0	0.0
150°-160°	0.0	0.0
160°-170°	0.0	0.0
170°-180°	0.0	0.0
0°-90°	9751.2	100.0
0°-180°	9751.2	100.0



REPORT NUMBER: P140936

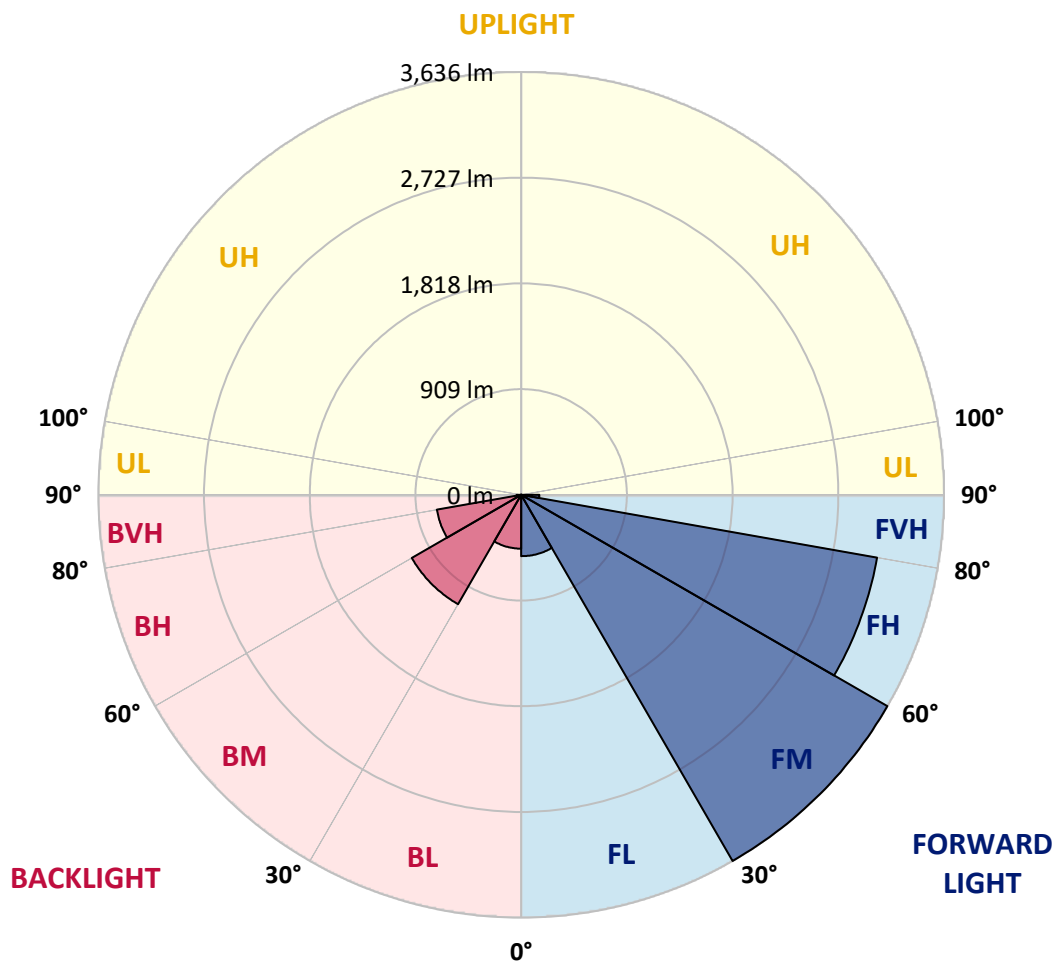
CATALOG NUMBER: ECM-F04-LED-E1-SL2-7050

**LUMINAIRE CLASSIFICATION SYSTEM LUMEN TABLE AND BUG RATING:**

Zone	Lumens	% Fixture	Zone Rating/Lumen Limit		
			B	U	G
FL (0°-30°)	527.7	5.4			
FM (30°-60°)	3635.9	37.3			
FH (60°-80°)	3107.5	31.9			G2/5000
FVH (80°-90°)	155.7	1.6			G2/225
BL (0°-30°)	463.2	4.7	B1/500		
BM (30°-60°)	1086.2	11.1	B2/2500		
BH (60°-80°)	736.3	7.6	B2/1000		G2/1000
BVH (80°-90°)	38.7	0.4			G1/100
UL (90°-100°)	0.0	0.0		U0/0	
UH (100°-180°)	0.0	0.0		U0/0	

**BUG Rating: B2-U0-G2**

Type II Short





REPORT NUMBER: P140936

CATALOG NUMBER: ECM-F04-LED-E1-SL2-7050

**CANDELA DISTRIBUTION (FULL):**

	0°	5°	15°	25°	35°	45°	55°	60°	61°	62°	64°
0°	1019.9	1019.9	1019.9	1019.9	1019.9	1019.9	1019.9	1019.9	1019.9	1019.9	1019.9
2.5°	1015.4	1016.5	1015.4	1018.7	1021.0	1024.4	1024.4	1024.4	1024.4	1024.4	1024.4
5°	1014.2	1015.4	1014.2	1019.9	1025.5	1032.3	1039.1	1041.3	1041.3	1042.5	1043.6
7.5°	1024.4	1025.5	1024.4	1031.2	1039.1	1050.4	1062.8	1069.6	1070.7	1071.8	1074.1
10°	1056.0	1053.8	1049.2	1056.0	1063.9	1080.9	1095.6	1106.8	1110.2	1111.4	1115.9
12.5°	1097.8	1096.7	1088.8	1085.4	1089.9	1109.1	1136.2	1152.0	1155.4	1156.5	1161.1
15°	1129.4	1126.0	1119.3	1114.8	1122.7	1143.0	1179.1	1199.5	1206.2	1207.4	1215.3
17.5°	1149.8	1147.5	1136.2	1132.8	1145.2	1176.9	1222.0	1246.9	1251.4	1254.8	1263.8
20°	1183.6	1176.9	1159.9	1145.2	1155.4	1204.0	1257.1	1283.0	1289.8	1293.2	1301.1
22.5°	1228.8	1223.2	1202.8	1165.6	1165.6	1219.8	1288.7	1318.0	1323.7	1330.5	1339.5
25°	1306.8	1302.2	1262.7	1199.5	1183.6	1235.6	1318.0	1357.6	1363.2	1371.1	1384.7
27.5°	1386.9	1381.3	1337.3	1252.5	1215.3	1265.0	1361.0	1408.4	1416.3	1425.3	1441.2
30°	1489.7	1479.6	1435.5	1337.3	1277.4	1312.4	1428.7	1488.6	1497.6	1508.9	1530.4
32.5°	1720.1	1724.6	1644.5	1540.5	1435.5	1420.8	1533.8	1607.2	1620.7	1635.4	1664.8
35°	2095.1	2077.0	2047.7	1941.5	1825.2	1710.0	1738.2	1817.3	1831.9	1836.5	1848.9
37.5°	2334.5	2344.7	2368.4	2368.4	2281.5	2232.9	2152.7	2114.3	2117.7	2122.2	2112.0
40°	2467.8	2489.3	2570.6	2680.1	2759.2	2803.3	2789.7	2610.1	2588.7	2560.4	2470.1
42.5°	2563.8	2585.3	2724.2	2934.3	3130.8	3286.7	3372.5	3231.3	3215.5	3147.7	3039.3
45°	2622.5	2639.5	2806.6	3104.8	3401.9	3667.3	3902.2	3852.5	3848.0	3790.4	3648.1
47.5°	2611.3	2625.9	2799.9	3159.0	3548.7	3909.0	4272.6	4363.0	4367.5	4352.8	4265.9
50°	2444.1	2479.1	2651.9	3039.3	3467.4	4002.7	4512.1	4748.1	4754.9	4768.5	4734.6
52.5°	2295.0	2322.1	2476.8	2823.6	3234.7	3910.1	4655.5	5030.5	5088.1	5120.9	5184.1
55°	2234.0	2249.8	2368.4	2663.2	3042.7	3662.8	4704.1	5234.9	5337.7	5399.8	5544.4
57.5°	2222.7	2235.2	2326.6	2551.4	2915.1	3407.5	4688.3	5509.4	5672.0	5789.5	6069.6
60°	2298.4	2309.7	2374.1	2562.7	2827.0	3221.1	4543.7	5870.8	6098.9	6415.2	6867.0
62.5°	2354.9	2360.5	2439.6	2703.9	2924.1	3039.3	4175.5	6123.8	6529.3	6931.3	7603.4
64°	2272.4	2261.1	2339.1	2630.5	3074.3	2961.4	3834.4	6111.4	6586.9	7033.0	7760.3
65°	2151.6	2159.5	2229.5	2487.0	3048.3	2958.0	3610.8	5975.8	6469.4	6942.6	7686.9
67.5°	1671.6	1702.1	1721.3	1957.3	2497.2	3054.0	3023.5	5112.9	5608.8	6060.5	6940.4
70°	899.0	895.6	938.6	1124.9	1737.1	2592.1	2594.3	3604.0	4152.9	4714.3	5589.6
72.5°	330.9	347.9	381.7	513.9	902.4	1870.3	2377.5	2499.4	2744.5	3190.7	4129.2
75°	189.7	192.0	198.8	241.7	434.8	1032.3	2209.2	2211.4	2229.5	2302.9	2813.4
77.5°	148.0	143.4	146.8	157.0	237.2	543.3	1772.1	2100.7	2098.5	2087.2	2161.7
80°	110.7	115.2	122.0	122.0	146.8	291.4	1007.5	1869.2	1932.5	1979.9	2007.0
82.5°	89.2	92.6	109.6	109.6	107.3	164.9	475.5	1384.7	1583.5	1712.2	1912.1
85°	57.6	61.0	92.6	91.5	87.0	97.1	248.5	464.2	500.3	609.9	867.4
87.5°	15.8	19.2	42.9	37.3	45.2	36.1	92.6	141.2	173.9	196.5	247.3
90°	0.0	0.0	0.0	0.0	0.0	0.0	0.0	0.0	0.0	0.0	0.0



REPORT NUMBER: P140936

CATALOG NUMBER: ECM-F04-LED-E1-SL2-7050

**CANDELA DISTRIBUTION (continued):**

	65°	66°	67°	68°	69°	70°	71°	72°	73°	74°	75°
0°	1019.9	1019.9	1019.9	1019.9	1019.9	1019.9	1019.9	1019.9	1019.9	1019.9	1019.9
2.5°	1024.4	1024.4	1024.4	1025.5	1025.5	1025.5	1025.5	1025.5	1026.7	1024.4	1024.4
5°	1044.7	1043.6	1044.7	1044.7	1048.1	1047.0	1048.1	1048.1	1047.0	1049.2	1049.2
7.5°	1077.5	1075.2	1077.5	1078.6	1079.7	1084.3	1084.3	1086.5	1087.6	1088.8	1086.5
10°	1117.0	1120.4	1121.5	1121.5	1127.2	1129.4	1129.4	1132.8	1136.2	1138.5	1137.3
12.5°	1165.6	1167.8	1169.0	1175.7	1176.9	1180.3	1185.9	1189.3	1189.3	1194.9	1198.3
15°	1219.8	1222.0	1228.8	1231.1	1235.6	1241.2	1244.6	1248.0	1248.0	1258.2	1261.6
17.5°	1266.1	1270.6	1275.1	1278.5	1286.4	1292.1	1297.7	1301.1	1306.8	1311.3	1319.2
20°	1305.6	1311.3	1316.9	1323.7	1329.3	1335.0	1341.8	1346.3	1353.1	1359.8	1367.7
22.5°	1344.0	1350.8	1357.6	1363.2	1371.1	1376.8	1382.4	1390.3	1394.9	1401.6	1410.7
25°	1385.8	1397.1	1403.9	1411.8	1419.7	1427.6	1434.4	1441.2	1447.9	1457.0	1466.0
27.5°	1452.5	1458.1	1467.1	1471.7	1485.2	1494.2	1503.3	1504.4	1513.4	1530.4	1532.6
30°	1539.4	1549.6	1555.2	1571.0	1573.3	1576.7	1591.4	1601.5	1612.8	1626.4	1632.0
32.5°	1670.4	1679.5	1687.4	1691.9	1704.3	1724.6	1726.9	1735.9	1755.1	1758.5	1778.9
35°	1862.4	1864.7	1877.1	1883.9	1899.7	1911.0	1916.6	1924.6	1934.7	1958.4	1964.1
37.5°	2092.8	2112.0	2096.2	2080.4	2108.7	2105.3	2112.0	2103.0	2130.1	2131.2	2141.4
40°	2450.9	2443.0	2409.1	2372.9	2356.0	2345.8	2325.5	2321.0	2335.7	2328.9	2332.3
42.5°	2978.3	2903.8	2846.2	2803.3	2750.2	2692.6	2659.8	2610.1	2610.1	2595.4	2609.0
45°	3598.4	3514.8	3407.5	3305.9	3240.3	3164.7	3086.7	3034.8	2981.7	2942.2	2977.2
47.5°	4209.4	4152.9	4033.2	3939.5	3808.5	3695.5	3572.4	3465.1	3401.9	3355.5	3362.3
50°	4740.2	4688.3	4626.2	4499.7	4400.3	4285.1	4155.2	4014.0	3877.3	3822.0	3774.6
52.5°	5187.5	5169.4	5116.3	5057.6	4976.3	4853.2	4770.7	4636.3	4474.8	4358.5	4308.8
55°	5582.8	5614.4	5642.7	5630.2	5600.9	5585.1	5483.4	5391.9	5282.4	5248.5	5145.7
57.5°	6205.1	6296.6	6405.0	6464.9	6523.6	6658.0	6690.8	6655.8	6669.3	6660.3	6606.1
60°	7086.1	7307.4	7497.2	7648.5	7810.0	7967.0	8152.3	8274.2	8325.1	8521.6	8518.2
62.5°	7841.7	8136.4	8379.3	8561.1	8749.7	8892.0	9011.8	9133.7	9282.8	9425.1	9604.7
64°	8047.2	8278.8	8476.4	8639.0	8774.6	8890.9	8982.4	9094.2	9217.3	9401.4	9600.2
65°	7941.1	8202.0	8345.4	8492.2	8614.2	8704.5	8798.3	8899.9	9055.8	9201.5	9413.8
67.5°	7219.3	7417.0	7624.8	7761.5	7878.9	7932.0	8020.1	8104.8	8191.8	8338.6	8604.0
70°	6087.7	6309.0	6608.3	6737.1	6859.1	6878.3	6960.7	7024.0	7081.6	7276.9	7408.0
72.5°	4567.4	4996.6	5290.3	5516.2	5541.0	5637.0	5670.9	5696.9	5762.4	5798.5	5838.0
75°	3147.7	3534.0	3783.6	3869.4	3974.5	3923.7	3864.9	3658.2	3659.4	3484.3	3285.5
77.5°	2214.8	2274.7	2276.9	2278.1	2139.1	2057.8	1965.2	1846.6	1800.3	1707.7	1581.2
80°	2008.1	2001.4	1959.6	1908.7	1833.1	1724.6	1612.8	1534.9	1473.9	1405.0	1314.7
82.5°	1938.1	1953.9	1923.4	1880.5	1836.5	1729.2	1600.4	1478.4	1377.9	1268.4	1157.7
85°	944.2	971.3	1059.4	1117.0	1130.6	1063.9	972.4	861.8	755.6	635.9	580.5
87.5°	283.5	303.8	310.6	329.8	353.5	321.9	283.5	254.1	204.4	177.3	138.9
90°	0.0	0.0	0.0	0.0	0.0	0.0	0.0	0.0	0.0	0.0	0.0





REPORT NUMBER: P140936

CATALOG NUMBER: ECM-F04-LED-E1-SL2-7050

**CANDELA DISTRIBUTION (continued):**

	76°	77°	78°	79°	80°	81°	82°	83°	84°	85°	86°
0°	1019.9	1019.9	1019.9	1019.9	1019.9	1019.9	1019.9	1019.9	1019.9	1019.9	1019.9
2.5°	1024.4	1025.5	1025.5	1024.4	1025.5	1025.5	1026.7	1025.5	1025.5	1025.5	1024.4
5°	1047.0	1051.5	1050.4	1050.4	1052.6	1052.6	1051.5	1053.8	1052.6	1052.6	1051.5
7.5°	1089.9	1089.9	1093.3	1094.4	1092.2	1092.2	1094.4	1095.6	1097.8	1098.9	1098.9
10°	1139.6	1145.2	1145.2	1146.4	1147.5	1150.9	1152.0	1152.0	1154.3	1154.3	1156.5
12.5°	1200.6	1202.8	1205.1	1210.8	1211.9	1211.9	1217.5	1216.4	1216.4	1222.0	1223.2
15°	1266.1	1269.5	1275.1	1277.4	1279.6	1285.3	1288.7	1292.1	1290.9	1298.8	1301.1
17.5°	1323.7	1327.1	1333.9	1339.5	1342.9	1346.3	1348.5	1353.1	1359.8	1365.5	1366.6
20°	1370.0	1374.5	1382.4	1389.2	1394.9	1398.2	1407.3	1411.8	1414.1	1418.6	1424.2
22.5°	1415.2	1423.1	1431.0	1433.3	1445.7	1449.1	1455.8	1462.6	1467.1	1477.3	1480.7
25°	1471.7	1478.4	1488.6	1495.4	1503.3	1510.1	1516.8	1522.5	1532.6	1541.7	1546.2
27.5°	1546.2	1551.8	1559.7	1572.2	1578.9	1583.5	1595.9	1607.2	1611.7	1620.7	1628.6
30°	1644.5	1650.1	1661.4	1673.8	1679.5	1694.2	1703.2	1711.1	1720.1	1732.6	1743.8
32.5°	1787.9	1794.7	1804.8	1820.6	1820.6	1830.8	1850.0	1867.0	1873.7	1888.4	1896.3
35°	1976.5	1977.6	1988.9	2012.7	2019.4	2017.2	2035.2	2051.1	2055.6	2078.2	2092.8
37.5°	2159.5	2162.9	2176.4	2185.5	2197.9	2206.9	2219.3	2243.1	2243.1	2275.8	2289.4
40°	2349.2	2366.2	2368.4	2370.7	2391.0	2427.2	2439.6	2463.3	2484.8	2516.4	2531.1
42.5°	2624.8	2642.9	2664.3	2689.2	2719.7	2740.0	2763.7	2797.6	2806.6	2846.2	2856.3
45°	3002.0	3023.5	3081.1	3086.7	3141.0	3168.1	3207.6	3252.8	3264.1	3290.0	3276.5
47.5°	3378.1	3403.0	3466.2	3531.7	3581.4	3628.9	3640.2	3659.4	3676.3	3660.5	3665.0
50°	3794.9	3831.0	3890.9	3948.5	3985.8	4040.0	4040.0	4044.5	4028.7	4002.7	3960.9
52.5°	4282.8	4288.5	4326.9	4372.0	4405.9	4417.2	4417.2	4391.2	4352.8	4311.1	4229.7
55°	5097.1	5035.0	5046.3	5046.3	5021.5	5001.1	4985.3	4922.1	4846.4	4770.7	4696.2
57.5°	6564.3	6623.0	6447.9	6400.5	6402.8	6248.0	6184.8	6076.4	5995.0	5859.5	5745.4
60°	8657.1	8616.5	8558.9	8504.6	8509.2	8304.7	8161.3	7999.8	7858.6	7560.4	7433.9
62.5°	9765.1	9909.7	9992.1	9950.3	9854.3	9726.7	9491.8	9246.7	8998.2	8745.2	8518.2
64°	9805.7	9996.6	10159.3	10227.0	10181.8	10020.3	9780.9	9476.0	9180.0	8881.9	8607.4
65°	9609.2	9850.9	10061.0	10155.9	10158.1	10015.8	9776.4	9469.2	9152.9	8807.3	8521.6
67.5°	8793.8	9071.6	9278.3	9437.6	9574.2	9501.9	9335.9	9009.5	8710.2	8318.3	8005.4
70°	7570.6	7742.3	7974.9	8207.6	8317.2	8334.1	8272.0	8107.1	7757.0	7438.5	7035.2
72.5°	5834.7	6101.2	5964.5	6108.0	6199.5	6110.2	6121.5	5840.3	5727.4	5447.3	5163.8
75°	3090.1	3099.2	3040.4	2613.5	2560.4	2365.0	2581.9	2194.5	2062.3	1940.4	1783.4
77.5°	1433.3	1248.0	1075.2	897.9	734.1	642.6	501.5	441.6	397.6	350.1	360.3
80°	1198.3	1056.0	904.7	749.9	630.2	509.4	408.9	317.4	254.1	213.5	194.3
82.5°	1060.5	935.2	830.1	735.3	649.4	530.8	436.0	336.6	258.6	195.4	151.3
85°	478.9	375.0	341.1	268.8	228.1	194.3	154.7	127.6	105.0	89.2	70.0
87.5°	111.8	76.8	65.5	62.1	54.2	50.8	42.9	45.2	37.3	29.4	30.5
90°	0.0	0.0	0.0	0.0	0.0	0.0	0.0	0.0	0.0	0.0	0.0



REPORT NUMBER: P140936

CATALOG NUMBER: ECM-F04-LED-E1-SL2-7050

**CANDELA DISTRIBUTION (continued):**

	87°	88°	89°	90°	95°	105°	115°	125°	135°	145°	155°
0°	1019.9	1019.9	1019.9	1019.9	1019.9	1019.9	1019.9	1019.9	1019.9	1019.9	1019.9
2.5°	1024.4	1024.4	1025.5	1025.5	1026.7	1028.9	1032.3	1028.9	1028.9	1028.9	1030.0
5°	1053.8	1054.9	1053.8	1053.8	1056.0	1059.4	1060.5	1053.8	1050.4	1047.0	1042.5
7.5°	1096.7	1101.2	1100.1	1100.1	1102.3	1102.3	1100.1	1089.9	1079.7	1063.9	1050.4
10°	1156.5	1158.8	1158.8	1158.8	1162.2	1164.4	1154.3	1131.7	1104.6	1076.4	1051.5
12.5°	1227.7	1226.6	1230.0	1233.3	1231.1	1231.1	1211.9	1176.9	1132.8	1086.5	1043.6
15°	1302.2	1303.4	1303.4	1309.0	1310.1	1305.6	1275.1	1220.9	1153.2	1083.1	1014.2
17.5°	1372.3	1374.5	1375.7	1380.2	1385.8	1373.4	1329.3	1255.9	1156.5	1051.5	958.9
20°	1431.0	1434.4	1437.8	1441.2	1446.8	1437.8	1379.0	1272.9	1138.5	1000.7	894.5
22.5°	1484.1	1489.7	1492.0	1497.6	1506.7	1495.4	1424.2	1272.9	1097.8	945.3	822.2
25°	1548.5	1555.2	1566.5	1568.8	1584.6	1572.2	1460.4	1263.8	1051.5	875.3	744.3
27.5°	1633.2	1639.9	1650.1	1655.8	1675.0	1658.0	1487.5	1240.1	993.9	799.6	668.6
30°	1745.0	1751.8	1764.2	1769.8	1804.8	1748.4	1505.5	1204.0	927.3	711.5	581.7
32.5°	1900.8	1918.9	1917.8	1932.5	1964.1	1848.9	1513.4	1153.2	843.7	622.3	500.3
35°	2105.3	2117.7	2129.0	2149.3	2164.0	1956.2	1507.8	1086.5	739.8	529.7	429.2
37.5°	2301.8	2323.2	2331.2	2344.7	2341.3	2028.5	1485.2	982.6	626.8	447.3	380.6
40°	2546.9	2559.3	2584.1	2596.6	2536.7	2097.4	1432.1	843.7	513.9	393.0	349.0
42.5°	2873.3	2889.1	2876.7	2873.3	2758.1	2135.8	1330.5	704.8	430.3	353.5	323.0
45°	3269.7	3276.5	3239.2	3214.4	3013.3	2132.4	1182.5	573.8	372.7	324.1	300.4
47.5°	3627.7	3614.2	3565.6	3528.4	3234.7	2053.3	997.3	473.2	342.2	300.4	282.4
50°	3923.7	3863.8	3811.8	3764.4	3412.0	1932.5	820.0	398.7	312.9	281.2	264.3
52.5°	4191.3	4110.0	4049.0	3968.8	3573.5	1773.2	678.8	347.9	283.5	262.0	245.1
55°	4587.8	4492.9	4415.0	4335.9	3859.3	1649.0	587.3	309.5	254.1	241.7	225.9
57.5°	5725.1	5471.0	5402.1	5330.9	4625.0	1621.9	534.2	279.0	231.5	222.5	212.3
60°	7280.3	7115.4	7004.8	6830.8	5896.8	1708.8	494.7	256.4	215.7	210.1	201.0
62.5°	8294.6	8095.8	7912.8	7735.5	6643.3	1706.6	446.1	241.7	206.7	205.6	192.0
64°	8358.9	8136.4	7932.0	7741.1	6667.0	1594.8	402.1	231.5	206.7	206.7	186.4
65°	8252.8	8029.1	7817.9	7619.2	6531.5	1508.9	372.7	227.0	210.1	208.9	183.0
67.5°	7711.8	7487.0	7249.8	7036.4	5957.8	1182.5	294.8	219.1	228.1	220.2	179.6
70°	6755.1	6499.9	6321.4	6167.8	5114.1	825.6	233.8	223.6	249.6	233.8	188.6
72.5°	4896.1	4688.3	4686.0	4512.1	3871.7	524.1	188.6	222.5	248.5	231.5	195.4
75°	1902.0	1630.9	1621.9	1682.9	1646.7	283.5	162.6	196.5	203.3	193.1	172.8
77.5°	325.3	319.6	316.2	333.2	367.1	157.0	149.1	167.2	151.3	136.7	143.4
80°	180.7	172.8	170.5	170.5	160.4	128.8	132.1	133.3	109.6	101.6	118.6
82.5°	125.4	116.3	111.8	108.4	105.0	115.2	117.5	105.0	79.1	77.9	110.7
85°	61.0	57.6	56.5	56.5	64.4	108.4	97.1	81.3	53.1	53.1	119.7
87.5°	26.0	26.0	22.6	22.6	35.0	68.9	44.0	33.9	21.5	24.8	48.6
90°	0.0	0.0	0.0	0.0	0.0	0.0	0.0	0.0	0.0	0.0	0.0



REPORT NUMBER: P140936

CATALOG NUMBER: ECM-F04-LED-E1-SL2-7050

**CANDELA DISTRIBUTION (continued):**

	165°	175°	180°
0°	1019.9	1019.9	1019.9
2.5°	1028.9	1031.2	1030.0
5°	1036.8	1036.8	1034.6
7.5°	1035.7	1031.2	1028.9
10°	1028.9	1016.5	1015.4
12.5°	1010.8	990.5	984.9
15°	958.9	931.8	925.0
17.5°	893.4	861.8	852.7
20°	818.8	782.7	770.3
22.5°	746.6	704.8	692.3
25°	667.5	625.7	618.9
27.5°	580.5	541.0	530.8
30°	500.3	466.5	458.6
32.5°	428.1	404.3	404.3
35°	380.6	360.3	360.3
37.5°	343.3	334.3	333.2
40°	318.5	310.6	309.5
42.5°	299.3	290.3	289.1
45°	279.0	269.9	269.9
47.5°	259.8	249.6	250.7
50°	240.6	232.7	232.7
52.5°	224.8	216.9	215.7
55°	210.1	202.2	201.0
57.5°	196.5	187.5	186.4
60°	183.0	173.9	171.7
62.5°	171.7	161.5	159.3
64°	164.9	154.7	152.5
65°	161.5	150.2	149.1
67.5°	158.1	143.4	142.3
70°	170.5	141.2	135.5
72.5°	171.7	137.8	131.0
75°	162.6	131.0	125.4
77.5°	143.4	119.7	112.9
80°	137.8	93.7	82.4
82.5°	126.5	76.8	64.4
85°	103.9	49.7	46.3
87.5°	59.9	32.8	23.7
90°	0.0	0.0	0.0

(END OF REPORT)